

## Vegetable Patch 1

### What you will need (per pair)


- A copy of this sheet and the Garden Board sheet.
- **Please note:** these are A3 documents and need to be printed at 100%
- Numicon 4-, 5- and 6-shapes or Printable Numicon Shapes, printed and cut out
- For Extensions: Box of Numicon Shapes or Printable Numicon Shapes, printed and cut out

### What to do


- Share these instructions with the children:
- In this activity the board sheet is your garden. The white space is your empty vegetable patch.
  - You have carrots, tomatoes and broccoli.
  - Your job is to fill the vegetable patch by covering the board with just **one** type of vegetable. You can choose either carrots, tomatoes or broccoli, using the Numicon Shapes shown.
  - Which ones will fit the vegetable patch perfectly, and which will not?

### Extensions and questions



- Can you explain what you found out?
- What if you had to use exactly **two** different types of vegetable; how many ways can you find to do this?
- Make up some new vegetables and decide which Numicon Shape they will be. Try to fill the vegetable patch using these Shapes. Which ones are possible?




Carrot



Tomato



Broccoli



# Vegetable Patch 1 – Garden Board

**Vegetable Patch**

**Lawn**

